



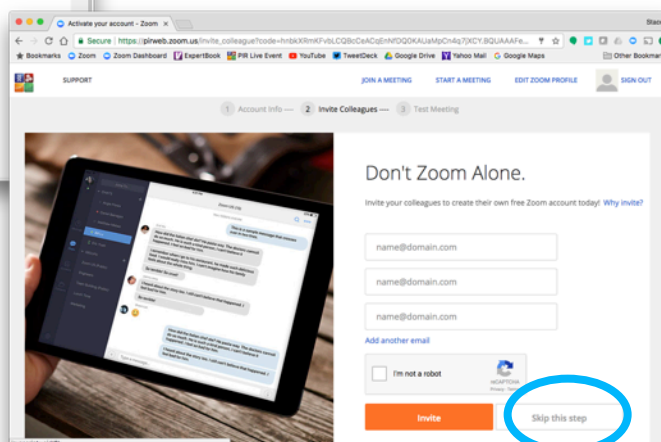
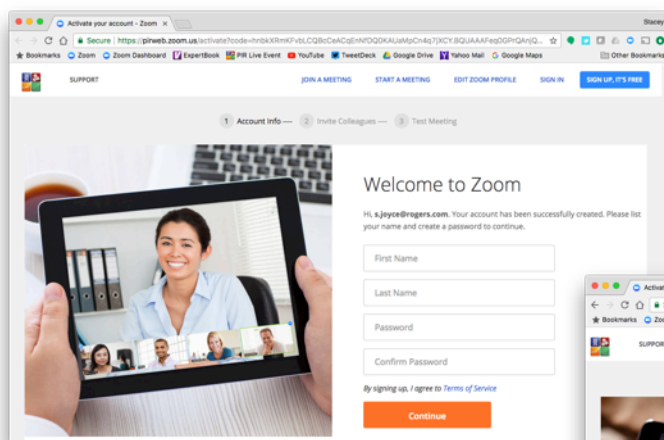
Getting Started with Zoom – iPad /Android Tablet

Document Outline:

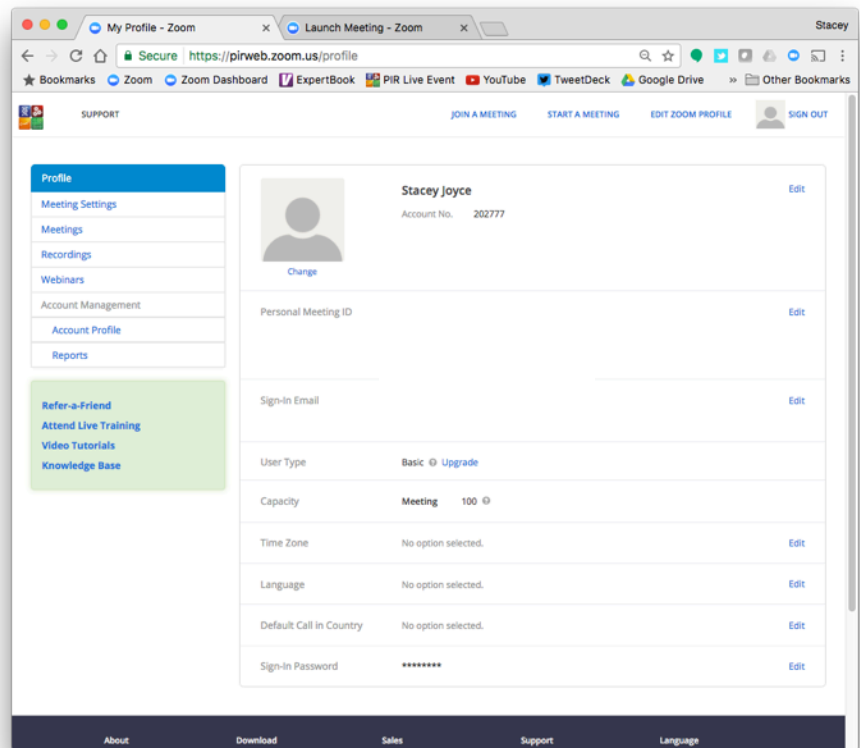
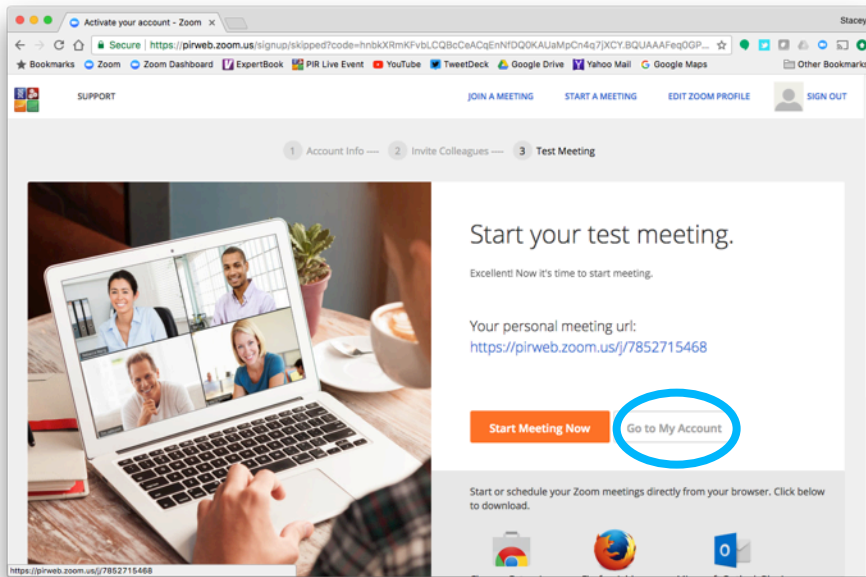
To sign up for a PIR Zoom profile from any device	p. 1
To install and test Zoom on your iPad/Android tablet	p. 3
Having trouble?	p. 5

To sign up for a PIR Zoom profile from any device:

1. Visit <http://www.pirweb.org/en/sign-up> and fill out the appropriate online form for you. (i.e. K-12 Educator)
2. You will receive a welcome email immediately at the address you provided.
3. Within 1-2 business days you will receive an email from no-reply@zoom.us with an invitation to activate your Zoom profile. Click the activation link and follow the prompts. (1-2 min)
4. If prompted with a “Don’t Zoom Alone” screen, Click “Skip This Step”.



5. Click “Go to My Account” to update your profile information and/or add a profile image.



6. Your Zoom profile is now active. Please install the Zoom App by following the steps below.

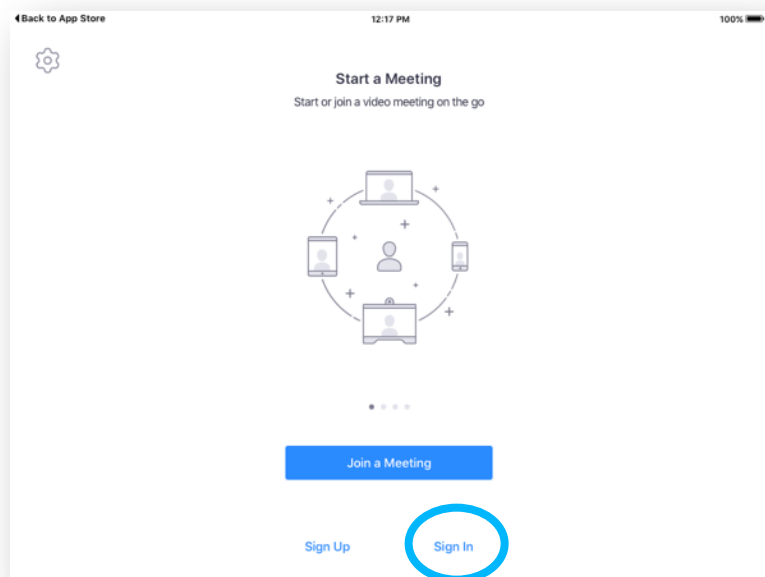
To install and test Zoom on your iPad/Android tablet:

1. Search for “Zoom Cloud Meetings” in the App store (for iOS) or Google Play Store (for Android).



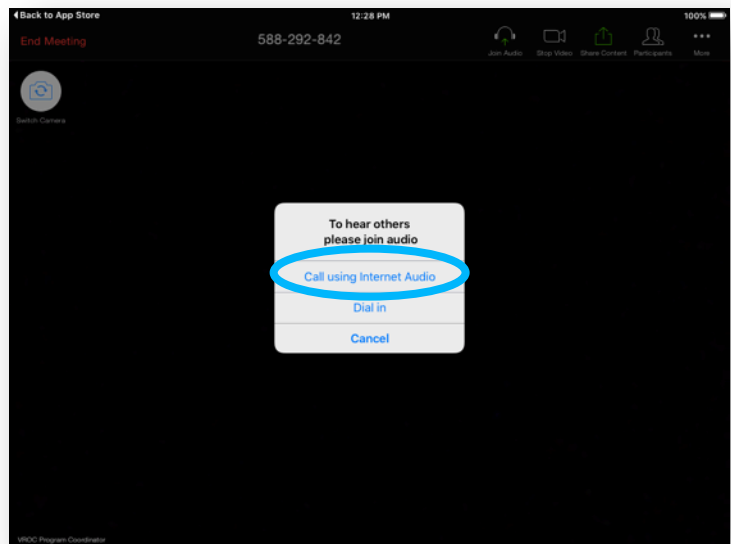
2. Install the Zoom Cloud Meetings app.

3. Open the app and sign in.

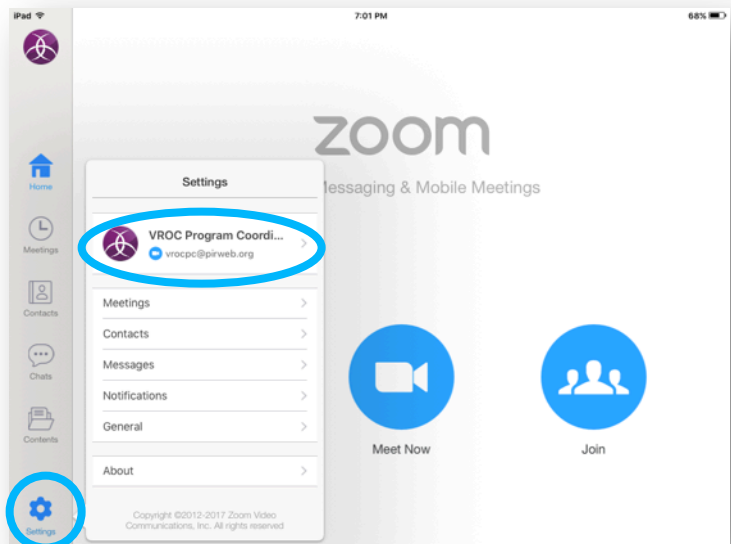


4. Tap “Meet Now” and select “Video Meeting”.

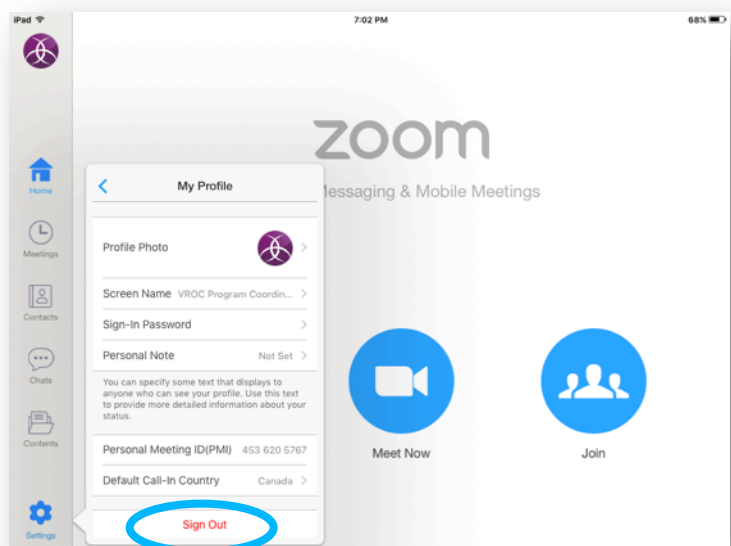
5. *If prompted* with a message that says “To hear others please join audio”, tap “Call using Internet Audio”.
6. When finished, tap the screen to make the control buttons visible and tap “End Meeting” in the top left corner. Tap “End Meeting” in the drop-down menu.



7. Tap “Settings” in bottom left corner.
8. Tap your name/email at the top.



9. Tap “Sign Out”. (Otherwise, you continue to appear online as “Mobile” in the Zoom contact list even when you shut down the app and it is no longer using data.)

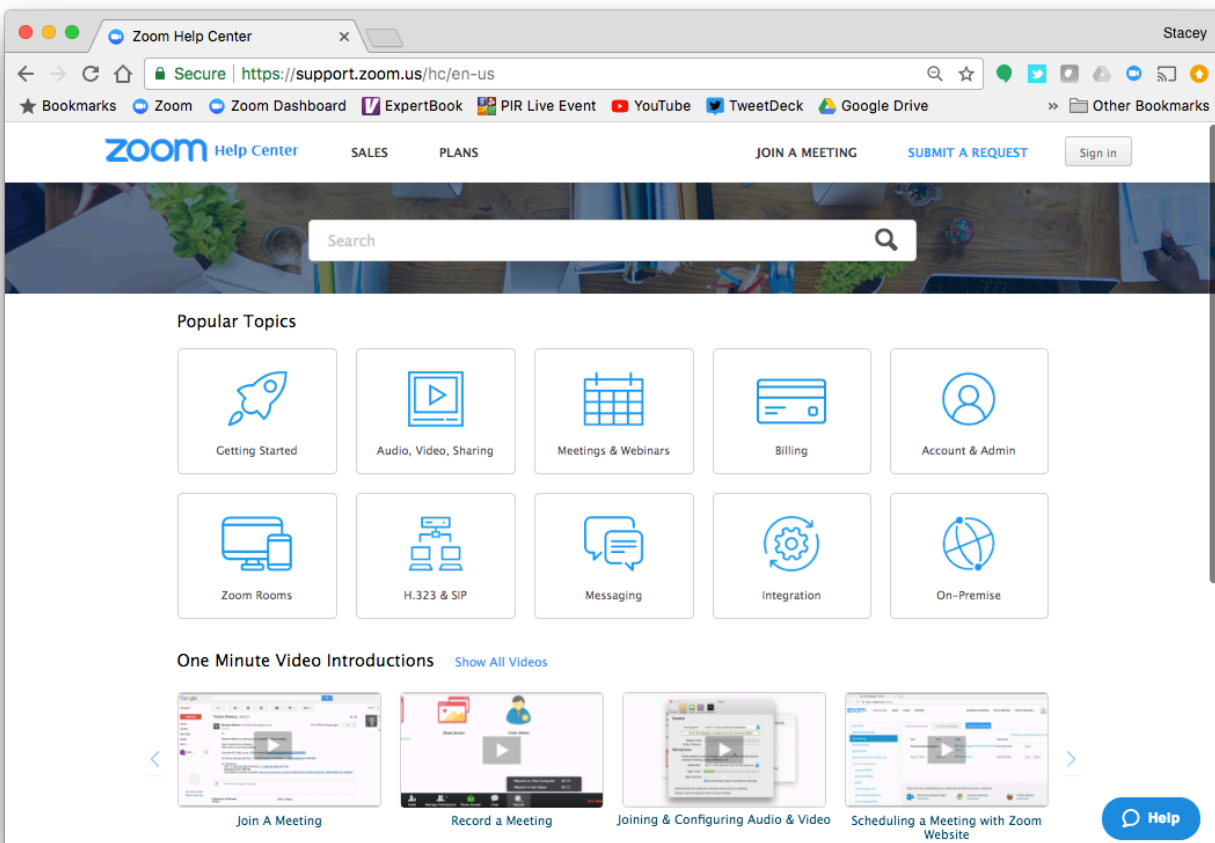


Ready to start a video call with a subject matter expert?

Visit <http://www.pirweb.org/en/support> for instructions on how to place a direct video call to one of our experts by using your contact list!

Having trouble?

Visit <http://support.zoom.us> to browse or search Zoom's user-friendly collection of documents and tutorial videos that often include screenshots or video demonstrations of each specific operating system / device. (i.e. Windows, Mac OS X, iPhone/iPad, Android, Chrome OS)



Email us at vrocpc@pirweb.org if you have any further questions.